



ELSEVIER

391

PHYSICA A

Physica A 244 (1997) 278–284

Phase transitions in the multicomponent Widom–Rowlinson model and in hard cubes on the bcc lattice

P. Nielaba^a, J.L. Lebowitz^{b,*}

^a Institut für Physik, Universität Mainz, D-55099 Mainz, Germany
^b I.H.E.S., 35, Route de Chartres, F-91440 Bures-Sur-Yvette, France

Abstract

We use Monte Carlo techniques and analytical methods to study the phase diagram of the M -component Widom–Rowlinson model on the bcc lattice: there are M species all with the same fugacity z and a nearest-neighbor hard core exclusion between unlike particles. Simulations show that for $M \geq 3$ there is a “crystal phase” for z lying between $z_c(M)$ and $z_d(M)$ while for $z > z_d(M)$ there are M demixed phases each consisting mostly of one species. For $M = 2$ there is a direct second-order transition from the gas phase to the demixed phase while for $M \geq 3$ the transition at $z_d(M)$ appears to be first order putting it in the Potts model universality class. For M large, Pirogov–Sinai theory gives $z_d(M) \sim M - 2 + 2/(3M^2) + \dots$. In the crystal phase the particles preferentially occupy one of the sublattices, independent of species, i.e. spatial symmetry but not particle symmetry is broken. For $M \rightarrow \infty$ this transition approaches that of the one-component hard cube gas with fugacity $y = zM$. We find by direct simulations of such a system a transition at $y_c \simeq 0.71$ which is consistent with the simulation $z_c(M)$ for large M . This transition appears to be always of the Ising type.

1. Introduction

The Widom–Rowlinson (WR) model, introduced in 1970 [1] as an ingeniously simple model for the study of phase transitions in continuum fluids (for an overview see Ref. [2]), continues to be, like its authors, a rich source of insights and analytical results in many (sometimes quite unexpected) areas [3–6] of statistical mechanics. In this paper, dedicated with great pleasure to Ben Widom on the occasion of his 70th

* Correspondence address: Departments of Mathematics and Physics, Rutgers University, New Brunswick, NJ 08903, USA.

*EL (Chairman of the Editorial Board), Instituut voor Theoretische Fysica, Universiteit van Amsterdam, Valckenierstraat 65, Amsterdam, The Netherlands - Telefax: + 31-20-485319, E-mail: physica@elsevier.nl
 *ER, F.O.M. Institute for Atomic and Molecular Physics, Theory of Complex Fluids, Kruislaan 407, 1098 SJ Amsterdam, The Netherlands - Tel: +31-20-6081231, Telefax: +31-20-6684106, E-mail: physica@amolf.nl
 *NLEY, Center for Polymer Studies and Department of Physics, Boston University, 590 Commonwealth Avenue, Boston, MA 02215 - Tel: +1-617-3532617, Telefax: +1-617-3533783, E-mail: hcs@bu.edu
 *LIS, Centro Brasileiro de Pesquisas Físicas, Rua Xavier Sigaud 150, Urca, 22290-180 Rio de Janeiro, RJ, Brazil - Tel: 410337, Telefax: +55-21-5412047, E-mail: tallis@cat.cbpf.br

Editorial Board (For full addresses, see the instructions to authors, published in the first issue of each volume.):

EN, Bristol	M.E. FISHER, College Park	N. OSTROWSKY, Nice
GM, Copenhagen	D. FRENKEL, Amsterdam	G. PARISI, Rome
FL, Tempe	A. GERVOIS, Gif-sur-Yvette	P.A. PEARCE, Melbourne
Copenhagen	B.-I. HAO, Beijing	L. PIETRONERO, Rome
Brussels	S. HAVLIN, Ramat-Gan	P.N. PUSEY, Edinburgh
TER, Canberra	H.J. HERMANN, Paris	M. SCHICK, Seattle
AUX, Leiden	S. HESS, Berlin	J.V. SENGERS, College Park
EENAKKER, Leiden	H.J. HILHORST, Orsay	M.F. SHLESINGER, Arlington
ER, Nieder-Ulm	J.O. INDEKEU, Leuven	A.T. SKJELTROP, Kjeller
I, Arlington, VA	K. KAWASAKI, Aichi	D. STAUFFER, Cologne
NSMA, Los Angeles	J. KERTÉSZ, Budapest	M. TELO DA GAMA, Lisbon
H. Giesen	K. KITAHARA, Tokyo	N.G. VAN KAMPEN, Utrecht
LIO, Naples	R. KLEIN, Konstanz	J.M.J. VAN LEEUWEN, Leiden
SCHER, Tel Aviv	C.M. KNOBLER, Los Angeles	W.A. VAN LEEUWEN, Amsterdam
I, Bombay	H.N.W. LEKKERKERKER, Utrecht	R. WIDOM, Ithaca
WARDS, Cambridge	O. MARTIN, Orsay	T.A. WITTEN, Chicago
ERNST, Utrecht	P. MEAKIN, Oslo	F.Y. WU, Boston
LY, Atlanta	M. MÉZARD, Paris	
DERHOF, Aachen	S. MILOŠEVIĆ, Belgrade.	

Scope

The Journal emphasizes on communicating research in experimental, theoretical and computational statistical mechanics. The field of statistical mechanics is meant to comprise any phenomena where the relationship between microscopic properties and macroscopic behavior plays a role.

Subjects covered by the Journal include: * Random systems * Fluids, solids, interfaces and supramolecular fluids * Dynamical systems * Mathematical statistical physics

Indexed/Abstracted in

Contents: Physical, Chemical & Earth Sciences/El Compendex Plus/Engineering Index/INSPEC

Subscription Information 1997

Physica A (ISSN 0378-4371). For 1997, volumes 235-247 are scheduled for publication. Physica A is published semimonthly.
 Physica B (ISSN 0921-4526). For 1997, volumes 229-243 are scheduled for publication. Physica B is published at least monthly.
 Physica C (ISSN 0921-4534). For 1997, volumes 275-293 are scheduled for publication. Physica C is published two to three times per year.

Physica D (ISSN 0167-2789). For 1997, volumes 99-109 are scheduled for publication. Physica D is published semimonthly.

Subscription prices are available upon request from the Publisher.

Discounts to Physica A, Physica B, Physica C and Physica D are available at reduced rate.

Orders are accepted on a prepaid basis only and entered on a calendar year basis. Issues are sent by SAL (Surface Air Lifted) mail when this service is available. Airmail rates are available on request. For orders, claims, product enquiries (no manuscript enquiries) contact the Customer Support Department at the Regional Sales Office nearest to you:

North America: Elsevier Science, P.O. Box 945, New York, NY 10159-0945, USA; Tel: (+1) 212-633-3730 [Toll Free number for North America customers: 1-888-4ES-INFO (437-4636)]; Fax: (+1) 212-633-3680; E-mail: usinfo-f@elsevier.com

Europe: Elsevier Science, P.O. Box 211, 1000 AE Amsterdam, The Netherlands; Tel: (+31) 20-485-3757; Fax: (+31) 20-485-3432; E-mail: info-f@elsevier.nl

Japan: Elsevier Science, 9-15, Higashi-Azabu 1-chome, Minato-ku, Tokyo 106, Japan; Tel: (+81) 3-5561-5033; Fax: (+81) 3-5561-5047; E-mail: info@elsevier.co.jp

Singapore: Elsevier Science, No. 1 Temasek Avenue, #17-01 Millenia Tower, Singapore 039192; Tel: (+65) 434-3727; Fax: (+65) 337-2230; E-mail: asiainfo@elsevier.com.sg

For issues not received should be made within six months of publication (mailing) date.

Ordering Offices

United Kingdom: Elsevier Science, Advertising Department, The Boulevard, Langford Lane, Kidlington, Oxford, OX5 1GB, UK; Tel: +44 (0) 1865 843976; Fax: +44 (0) 1865 843976

USA/Canada: Weston Media Associates, Dan Lipner, P.O. Box 1110, Greens Farms, CT 06436-1110, USA; Tel: +1 (203) 261 2500; Fax: (203) 261 0101

Japan: Elsevier Science Japan, Marketing Services, 1-9-15 Higashi-Azabu, Minato-ku, Tokyo 106, Japan; Tel: +81 3 5561 5033; Fax: +81 3 5561 5047

Subscription notice

Physica A (ISSN 0378-4371) is published semimonthly by Elsevier Science B.V., Moleswaerf 1, P.O. Box 211, 1000 AE Amsterdam, The Netherlands. The annual subscription price in the USA is US\$ 3980 (valid in North, Central and South America only), including air speed Periodicals postage paid at Jamaica, NY 11431.

POSTMASTER: Send address changes to Physica A, Publications Expediting, Inc., 200 Meacham Avenue, Elmont, NY 11003. For advertising and mailing in the USA by Publication Expediting Inc.

birthday, we continue our study of a variation of the original model from two to M components on a lattice: hard core exclusion between particles of different species on nearest-neighbor sites.

This model was first considered by Runnels and Lebowitz [7] who proved that when the number of components M is larger than some minimum M_0 then the transition from the gas phase at small values of z to the demixed phase at large values of z does not take place directly. Instead there is, at intermediate values of z , $z_c < z < z_d$, an ordered phase in which one of the sublattices (even or odd) is preferentially occupied, i.e. there is a crystalline (antiferromagnetically ordered) phase in which the average particle density on the even and odd sublattices, ρ_e and ρ_o are unequal. The average density, $\rho(I)$, of species $I = 1, \dots, M$, on each sublattice is the same for each I , with $\rho_e(I) = M^{-1}\rho_e$ and $\rho_o(I) = M^{-1}\rho_o$. The nature of the symmetry-breaking is thus very different from that in the demixed phase at $z > z_d$ where $\rho_e = \rho_o = \rho$ but there exists one species, say I' , for which $\rho(I') > M^{-1}\rho$. The origin of this crystalline phase is purely entropic. For z fixed and M large “it pays” for the system “entropy wise” to occupy just one sublattice without any constraint; since there are no interactions between particles on the same sublattice there are M independent choices at each site if we keep one of the sublattices empty. This more than compensates, at some $M > M_0$, for the “loss” of “fugacity energy” occasioned by keeping down the density in one of the sublattices.

A natural question now arises, just how big does M_0 have to be to see this ordered phase for $M \geq M_0$. It was shown in [7] that on the square lattice $M_0 < 27^6$; a ridiculously large upper bound. On the other hand, a direct computation on the Bethe lattice [8,9] with q -neighbors gives $M_0 = [q/(q-2)]^2$, which would suggest $M_0 \sim 4$ for the square lattice, $M_0 \sim 3$ for the cubic and $M_0 \sim 2$ for the bcc lattice. Now it can be shown, using FKG inequalities, that $M_0 \geq 3$ on any bipartite lattice [10], but beyond that we have no simple or convincing argument for finding M_0 . We therefore turned to Monte Carlo simulations. This gave on the square lattice $M_0 = 7$ [8,9] which is only about twice as large as the Bethe lattice prediction. This wetted our appetite to try the bcc lattice where $q = 8$. To our surprise we find here, using Monte Carlo simulations, that M_0 does indeed equal 3, on the bcc lattice.

While we have no clue of how to find rigorously the actual value of M_0 or of $z_c(M)$, it was argued in [9] that for a given z and M large enough, the typical occupancy pattern on the lattice (ignoring the label I of the particles) should be like that of a one-component lattice gas with nearest-neighbor hard core exclusion. For the latter system, Dobrushin [11] proved the existence of a crystalline state. This implies that $z_c(M)$ should behave for large M as y_c/M , where y_c is the critical fugacity at which the one-component hard cube gas (occupation at a site j excludes occupation at all eight neighboring sites) crystallizes. The value of y_c for the bcc lattice, obtained by Gaunt [12] using series expansion methods, is 0.77 ± 0.05 . Using MC we obtained $y_c = 0.71 \pm 0.01$ which is roughly consistent with Gaunt's value. Our result also agrees well with the values of $Mz_c(M)$ for large M being approximately 0.72 ± 0.02 for $M = 50$ and $M = 100$. This provides solid evidence for the existence of a reentry phase

transition in the temperature-magnetic field plane phase diagram of an Ising spin system with nearest-neighbor anti-ferromagnetic interactions on the bcc lattice [13].

We also find, as in [9], that for large M , $z_d(M)$ for the crystal-demixed transition can be computed via Pirogov–Sinai theory [14] yielding,

$$M = z_d + 2 - 2/3z_d^2 + \dots \quad (1)$$

which matches up smoothly with our MC results; see Fig. 3. It is easy to show that there is a demixing transition for $M \geq 2$ [3,5,14], the existence of sharp interfaces between coexisting phases, for $M=2$, on the cubic lattice at large fugacity z was proven in [6].

We next present results of our simulations and refer the reader to [9] for a more detailed description of the model and additional references.

2. Results

Our MC simulations were carried out on a bcc lattice of size $2 \times S^3 = 2 \times 22^3$ with periodic boundary conditions. On an initially empty lattice, we deposit particles chosen at random from the M components at fugacity z respecting the exclusion of different species occupying neighboring sites. We then sequentially update the lattice using a checkerboard algorithm resulting in a good vectorization. An update of a lattice site $(i_1^{(s)}, i_2^{(s)}, i_3^{(s)})$ on one of the two simple cubic sublattices s , making up the bcc lattice, which is occupied by a particle of type I ($I=0$ indicating an empty site) is done as follows: We randomly choose a new trial particle of type I_{tr} , where I_{tr} can have any integer value between 0 and M with equal probability. $I_{tr}=0$ refers to an attempted removal of a particle $I \neq 0$ from the lattice site, which is successful, if a number X randomly chosen with equal probability between 0 and 1 is smaller than the inverse fugacity $1/z$. When this occurs I gets the value 0, otherwise it remains unchanged, $I_{tr} \neq 0$ refers to an attempted deposition of a particle of type I_{tr} . If $I=0$ then it is successful if each of the four nearest-neighbor sites is either empty or occupied by a particle of the same type (I_{tr}) and $X < z$. In this case I gets the value I_{tr} , otherwise it remains unchanged. A direct replacement attempt of a particle $I \neq 0$ surrounded by eight empty nearest-neighbor sites is always successful. Typically, in a simulation run after an equilibration of 2×10^5 Monte Carlo steps (MCS), we update the lattice 10^5 times, the configuration of every tenth step is taken for the evaluation of the averages. A typical run with 10^5 MCS took about 1 CPUh on a CRAY–YMP.

Let $m(i_1^{(s)}, i_2^{(s)}, i_3^{(s)})$ denote the occupancy of a site, $m(i_1^{(s)}, i_2^{(s)}, i_3^{(s)})=0$ if the site $(i_1^{(s)}, i_2^{(s)}, i_3^{(s)})$ is empty and $m(i_1^{(s)}, i_2^{(s)}, i_3^{(s)})=1$ otherwise. As observables we took histograms $P_L(\phi_c)$ of the order parameter ϕ_c for the crystal structure and $P_L(\phi_d)$ of the order parameter ϕ_d for the demixed phase in subsystems of size $2 \times L^3$,

$$\phi_c = \frac{1}{2L^3} \sum_{s=1}^2 \sum_{i_1^{(s)}, i_2^{(s)}, i_3^{(s)}=1}^L [2m(i_1^{(s)}, i_2^{(s)}, i_3^{(s)}) - 1](-1)^{2*s} \quad (2)$$

and

$$\phi_d = \frac{1}{2L^3} \max_I N_L(I) - \rho/M \quad (3)$$

where $N_L(I)$ denotes the number of particles of type I in a subsystem of size $2 \times L^3$ and ρ is the average overall density.

2.1. Gas-crystal phase transitions

For a given M the transition activity z_c is found by finite size scaling techniques [15,16]. In particular, the k th moments of the order parameter distribution $P_L(\phi_c)$,

$$\langle \phi_c^k \rangle_L = \int \phi_c^k P_L(\phi_c) d\phi_c \quad (4)$$

can be evaluated in subsystems of size $2 \times L^3$, and from them the fourth-order cumulant [16] U_L ,

$$U_L = 1 - \frac{\langle \phi_c^4 \rangle_L}{3\langle \phi_c^2 \rangle_L^2} \quad (5)$$

In a one-phase region far away from a critical point the subsystem size typically can be chosen larger than the correlation length ξ , $L \gg \xi$ and the order parameter distribution is to a good approximation a Gaussian centered around 0, resulting in $U_L \rightarrow 0$ for $L \rightarrow \infty$. In the two phase coexistence region far away from a critical point we can again assume $L \gg \xi$ and the order parameter distribution is bimodal resulting in $U_L \rightarrow \frac{2}{3}$ for $L \rightarrow \infty$. Near the critical point however we have $L \ll \xi$, and using scaling arguments [16] the cumulant is a function of L/ξ , resulting for $\xi \rightarrow \infty$ in the same value of U_* for all different L . This method allows the efficient determination of critical points by analyzing the cumulants for different values of z on different length scales L . Applied to our model we should see, for low values of z , when the system is in the disordered one-phase region, $U_{L'} > U_L$ for $L' < L$. Increasing z , we obtain, for large enough M , a crystal phase with $U_{L'} < U_L$ for $L' < L$. Near z_c we expect $U_{L'} \approx U_L$ for $L' \neq L$. This method for locating the transition fugacities was used in our previous studies [8,9] on the square lattice as well.

For $M=3, 4, 5, 10$ we obtain in this way values of $z_c = 0.525 \pm 0.025, 0.3, 0.21, 0.085 \pm 0.01$, respectively, for $M=15, 17, 19$, $z_c = 0.055, 0.047, 0.04 \pm 0.001$ and for $M=1000$, $z_c = 0.000725 \pm 0.000025$. Cumulants for the gas-crystal transition of the hard diamond and the $M=3$ -component system are shown in Figs. 1 and 2, respectively. The transition points are presented in Fig. 3 together with the asymptotic expression $Mz_c = 0.71$. This corresponds to the value of y_c on the bcc lattice $y_c = 0.71 \pm 0.01$ which we obtained using MC techniques. We also show in Fig. 3 a purely empirical fit of the $1/M^2$ -corrections for z_c , $z_c = 0.71/M + C/M^2$, to the MC data, with a value of $C = 2 \pm 0.5$. The minimum number of components required for the existence of the crystal phase on the bcc lattice is $M=3$. In Fig. 4 we show the approach of the critical fugacity Mz_c to the limit of the hard diamond system.

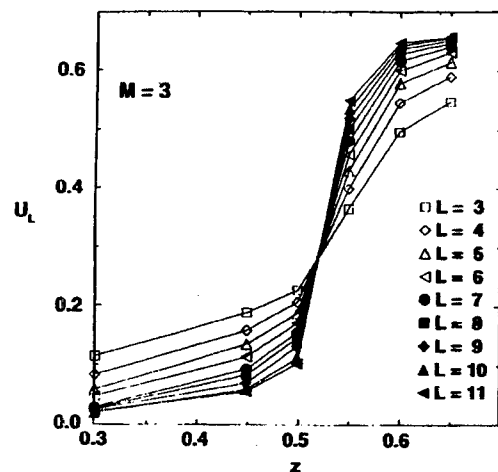


Fig. 1. Cumulants versus z for the gas-crystal transition for $M=3$. Symbols indicate different subsystem sizes, lines are for visual help.

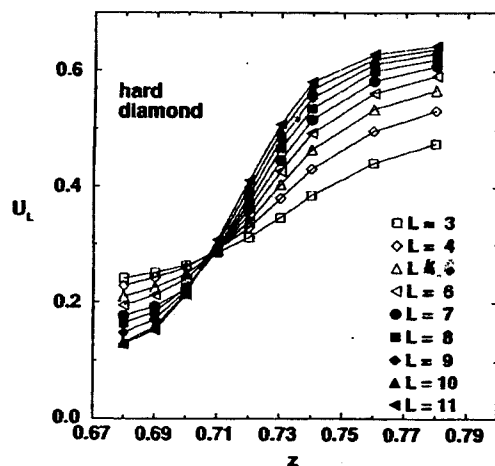


Fig. 2. Cumulants versus z for the gas-crystal transition for the hard diamond system on the bcc lattice. Symbols indicate different subsystem sizes, lines are for visual help.

2.2. The demixing transition

For $M=2$ we obtain a direct transition from the gas phase to the demixed phase at a transition fugacity of $z=0.55 \pm 0.02$; the transition is second order with Ising exponents as on a simple cubic lattice studied by Dickman et al. [17].

For $M > 2$ we observe a direct first-order transition from the crystal to the demixed phase. This transition was analyzed by studying the order parameter distribution $P_L(\phi_d)$.

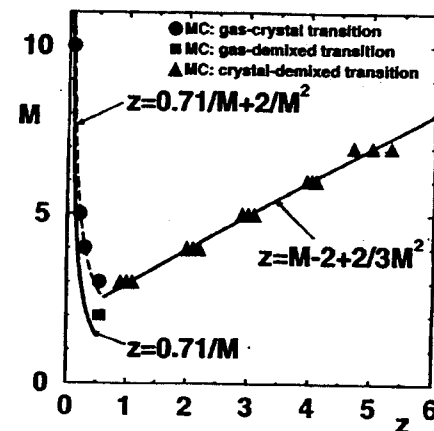


Fig. 3. Phase diagram in the M - z plane for a bcc lattice (MC). Full lines: Asymptotic lines for the phase transitions in the high fugacity region, $M = z + 2 - 2/3z^2$, and for the transition in the low fugacity region, $Mz = 0.71 \pm 0.01$, dashed line: transition line in the low fugacity region by fit of the $1/M^2$ corrections for z_c to the MC data, $z_c = 0.71/M + C/M^2$, with $C = 2 \pm 0.5$. Symbols for MC: Transition points from the gas phase to the crystal phase (circles), from the gas to the demixed phase (squares) and from the crystal to the demixed phase (triangles).

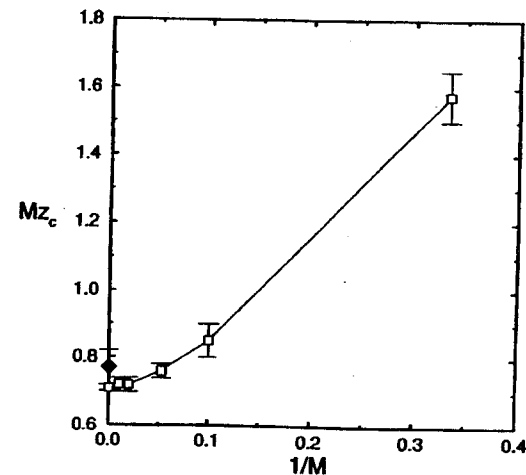


Fig. 4. Critical fugacities Mz_c versus $1/M$ for the gas-crystal transition. The open symbols are results of the present Monte Carlo simulations, the black symbol (with error bars) on the y -axis indicates the critical fugacity of the hard diamond system from series expansions [12], the open symbol on the y -axis the critical fugacity from our MC simulations. Lines are for visual help.

In the simulations we find a hysteresis region around z_d , going approximately between two values of z , say z_1 and z_2 , when increasing and decreasing the fugacity. In cases of a small hysteresis region with extent of less than $|z_1 - z_2| < 0.1$, z_d was taken as

the average of this region, $z_d = (z_1 + z_2)/2$. In cases of a larger hysteresis region we located the transition fugacity z_d by finding the relative stability of one of the two phases during a simulation starting from configurations with both phases present in parallel slices extending over the length of the simulation box, as described in [9]. The resulting phase transition values of z_d are shown in Fig. 1. We note that with increasing number of components, the transition fugacities approach the exact asymptotic line

$$M = z + 2 - 2/3z^2 + \dots$$

Acknowledgements

We thank A. Mazel for very helpful discussions. P.N. acknowledges support from the Deutsche Forschungsgemeinschaft (Heisenberg foundation), the computations were carried out at the CRAY-YMP of the RIKR Kaiserslautern and the CRAY-T90 of the HLRZ Jülich. J.L.L. was supported by NSF Grant DMR 95-23266 and DIMACS and its supporting agencies, the NSF under contract STC-91-19999 and the N.J. Commission on Science and Technology.

References

- [1] B. Widom, J.S. Rowlinson, J. Chem. Phys. 52 (1970) 1670.
- [2] J.S. Rowlinson, B. Widom, Molecular Theory of Capillarity, Ch. 5, Clarendon Press, Oxford, 1982, J.S. Rowlinson, Adv. Chem. Phys. 41 (1980) 1.
- [3] J. Bricmont, K. Kuroda, J.L. Lebowitz, Z. Wahrscheinlichkeitstheor. Verw. Geb. 67 (1984) 121.
- [4] D. Ruelle, Phys. Rev. Lett. 27 (1971) 1040.
- [5] L. Chayes, R. Kotecky, S.B. Shlosman, Comm. Math. Phys. 171 (1995) 203.
- [6] J. Bricmont, J.L. Lebowitz, C.E. Pfister, E. Olivieri, Comm. Math. Phys. 66 (1979) 1.
- [7] L.K. Runnels, J.L. Lebowitz, J. Math. Phys. 15 (1974) 1712.
- [8] J.L. Lebowitz, P. Nielaba, L. Samaj, in: D.P. Landau, K.K. Mon, H.B. Schüttler (Eds.), Computer Simulation Studies in Condensed Matter Physics VIII, Springer, Berlin 1995, p. 129.
- [9] J.L. Lebowitz, A. Mazel, P. Nielaba, L. Samaj, Phys. Rev. E 52 (1995) 5985.
- [10] J.L. Lebowitz, A. Martin-Lof, Comm. Math. Phys. 25 (1972) 276; M. Cassandro, G. Gallavotti, J.L. Lebowitz, J.L. Monroe, Comm. Math. Phys. 32 (1973) 153.
- [11] R.L. Dobrushin, Funct. Anal. Appl. 2 (1968) 302.
- [12] D.S. Gaunt, J. Chem. Phys. 46 (1967) 3237.
- [13] D.P. Landau, Phys. Rev. B 16 (1977) 4164.
- [14] S.A. Pirogov, Ya.G. Sinai, Theor. Math. Phys. 25 (1975) 1185 and 26 (1976) 39.
- [15] V. Privman (Ed.), Finite Size Scaling and Numerical Simulation, World Scientific, Singapore, 1990; M.N. Barber, in: C. Domb, J.L. Lebowitz (Eds.), Phase Transitions and Critical Phenomena 8, Academic, London, 1983.
- [16] K. Binder, Z. Phys. B 43 (1981) 119.
- [17] R. Dickman, G. Stell, J. Chem. Phys. 102 (1995) 8674.

(A more detailed version of these instructions is published in the first issue of each volume)

Submission of papers. Manuscripts, including reproducible figures, should be sent in triplicate to one of the Editors or whom the author can communicate efficiently or whose expertise covers the content of the paper. The addresses of the instructions to authors, which is published in the first issue of each volume. The addresses of the Editors are also on the cover. Upon receipt of a paper by one of the Advisory Editors or Editors the author will receive an acknowledgement of the manuscript cannot be handled by the (Advisory) Editor to whom the manuscript has been sent, it will be for the Editor. In this case the author will be informed, on the "acknowledgement of receipt" form, who will handle the paper. After refereeing, the manuscript will be finally judged by one of the Editors who, contrary to the Advisory Editors, has to reject a paper.

Submission of a paper will be taken to imply that it represents original work not previously published, that it is elsewhere for publication, and that if accepted for publication it will not be published elsewhere in the same form, in the consent of the Publisher.

The mastercopy and original drawings will be returned to the authors in case their paper is not accepted for publication. The mastercopy and original drawings will be returned after publication.

Manuscript preparation. All manuscripts should be written in good English. The paper copies of the text should be line spaced and wide margins, on numbered sheets.

Structure. Please adhere to the following order of presentation: Article title, Author(s), Affiliation(s), Abstract, PACS Main text, Acknowledgements, Appendices, References, Figure captions, Tables.

Corresponding author. The name, complete postal address, telephone and fax numbers and the e-mail address of the author should be given on the first page of the manuscript.

Classification codes/keywords. Please supply one to four classification codes (PACS and/or MSC) and up to six keywords to describe the content of your article in more detail.

References. References to other work should be consecutively numbered in the text using square brackets and list in the Reference list. Please refer to the more detailed instructions for examples.

Illustrations. Illustrations should also be submitted in triplicate: one master set and two sets of copies. The line drawings should be original laser printer or plotter output or drawn in black india ink, with careful lettering, large enough (3-5 after reduction for printing). The photographs should be originals, with somewhat more contrast than is required in the original should be unmounted unless part of a composite figure. Any scale markers should be inserted on the photograph. **Colour plates.** Figures may be published in colour, if this is judged essential by the Editor. The Publisher and the author should be aware of the extra costs involved. Further information is available from the Publisher and the full instructions to authors.

After acceptance.

Notification. You will be notified by the Editor of the acceptance of your article and invited to supply an electronic version, if this is not already available.

Copyright transfer. You will be asked to transfer the copyright of the article to the Publisher. This transfer will ensure dissemination of information.

Proofs. Proofs will usually be printed on low-quality paper. Proofs will be sent to the author 4-6 weeks after acceptance. Proofs have been proofread by the Publisher and only a cursory check by the author is needed; we are unable to return additions to, the edited manuscript at this stage. Your corrected proof should be returned as soon as possible, preferably by fax, courier or airmail. The Publisher may proceed with publication if no response is received.

Electronic manuscripts. The Publisher welcomes the receipt of an electronic version of your accepted manuscript (if LaTeX). If you have not already supplied the final, revised version of your article (on diskette) to the Editor, you are asked to send a file with the text of the accepted manuscript directly to the Publisher by e-mail or on diskette (allowed MS-DOS, or 3.5" Macintosh) to the address given below. Please note that no deviations from the version accepted are permissible without the prior and explicit approval by the Editor. Such changes should be clearly indicated on an accompanying file.

The Elsevier LaTeX package (including detailed instructions to authors) can be obtained using anonymous FTP from TeX Archive Network (CTAN) from the directory: `/tex-archive/macros/latex/contrib/supported/elsevier`. The part Comprehensive TeX Archive Network are: `ftp.dante.de` (Germany), `ftp.tex.ac.uk` (UK). Questions concerning the LaTeX article project and requests for the booklet with instructions to authors should be directed to the address below.

Author benefits. No page charges. Publishing in Physica A is free. Free offprints. The corresponding author will receive an offprint order form will be supplied by the Publisher for ordering any additional paid offprints. Discount. Elsevier Science journals are entitled to a 30% discount on all Elsevier Science books. Contents Alert. Physica A is pre-publication service Contents Alert.

Further information (after acceptance)

Elsevier Science B.V.,
Physica A, Issue management
P.O. Box 2759, 1000 CT Amsterdam, The Netherlands,
E-mail: R.SANDEN@ELSEVIER.NL; Telefax: +31-20-4852319;
Tel: +31-20-4852579; Telex: 10704 espom nl



North-Holland, an imprint of Elsevier Science

